



Smink

Studio

Smink Tiles™

Kitchens

Interiors tell a story  
Handmade tiles give you a voice

Photo: Mikikokuyama | Architect: Krajewski architect

Smink

Studio

Why use  
Smink Studio tiles  
in the kitchen?





## Handmade tiles

Kitchen tiles need to be hard-wearing, which is why glazed ceramic tiles are such a popular choice. Stain-proof, waterproof and needing no sealing, they will last decades; and as each tile is handmade to order, there is less waste and more choice.

## Bespoke designs

There is a limitless range of unique installations that are possible so we create a bespoke design for every project. Each is one-of-a-kind and reflects your preferences and our design expertise.

Design: Studio Eles @studioeles  
Location: Look See Vision @lookseevision





Smink

Studio

## Kitchen styles

- Bold and beautiful
- Subtle and natural
- A touch of class
- Playful and vibrant
- A wall of warmth
- Classically modern
- Cosy industrial
- Happy homely
- Maximalist
- Rustic

## Bold and beautiful

Choose your own combination from our range of 30+ screen-printed colours. Go bold with double-printed tiles such as these in light pink, deep purple, ginger and grey.





## Subtle and natural

Relief tiles with their 3D surface are a subtle, minimalist option that emphasise natural light and shadow. For textural variety, mix gloss glaze with matte.

Studio Binnen  
Photography: Chiela.nl

## A touch of class

Choose refinement and elegance with angular shapes screen-printed in grey, brown, beige and taupe. A bespoke layout design with the right mix of chaos and order creates a balanced, luxurious installation.

Design: Iconic Design by Kaitlyn Wolfe  
Install: Arcadia Fortress Photography: Kevin Brost







## Playful and vibrant

Sometimes the sensible choice is to go big and bold with vibrant colours. On their own, orange, purple, baby blue and red would be strong accent colours. Together they create a playful, attention-grabbing backdrop to a kitchen.

Julie Assenberg Interior Design  
Photography: MANICPROJECT

## A wall of warmth

Colours are screen-printed onto a base glaze of either soft white or warm cream. They tend to be a little richer on cream so choose that for a homely warmth.

Design La Fourcade  
Photo: Juliette Macherey





## Classically modern

With a common design language, our Relief and screen-printed tiles can be combined in ways that are modern, classical and sometimes both; for example wainscoting, where the lower part of the wall is different to the upper part.

Redmond Aldrich Design  
Photography: Nickolas Sargent

## Cosy industrial

Industrial design is sharp, functional and grey. Inject a bit of cosiness with rounded forms and surprising colours like Saffron yellow and Flamingo pink.

BASIS Bureau für Baukunst  
Photography: Fotostudio Hohnwald





## Happy homely

Pastel colours in rounded, organic shapes make for a bright, happy kitchen that softens the blow of those early mornings. The design equivalent of a smile with your morning coffee.

## Maximalist

More is more, as the Maximalist philosophy goes, so combine colours, designs, patterns and shapes in a riotous celebration of moreness.

Photo: Miranda Koopman photography





## Rustic

Taking colour inspiration from fields of wheat and brown earth, a rustic style combines naturally with wooden worktops and stone floors.

Photo: Miranda Koopman photography

# How does the process work?

## 01

### Sample pack

Tell us about your project. What is your vision? We'll hand-pick a sample pack for you.







---

## 02

### Layout design

Once you've selected colours, we'll create a layout design by hand.

---

## 03

### Order

We'll adapt the design until you have what you want. When you're ready, you can order the tiles.

Photo: Kevin Brost

# Colour card *Screen printed*

# Mix and match



# Colour card Relief tiles



S010  
Orange Caviar



S001  
Red Chili Pepper



B011  
Flamingo Pink




B150  
Fresh Salmon



M998  
Bisque Soft Matt




B010  
Baby Flamingo



B039  
Shallow Waters



B067  
Shallow Waters



B089  
Tempest Green




B700  
British Racing Green



B042  
Ice Grey White



B043  
French Grey



B029  
Elephant Grey



B028  
Charcoal Grey



B044  
Divine Grey



B075  
Ultramarine Sea



B083  
Ocean Surf



B088  
Tempest Blue



B092  
Lemon Tart




B053  
Saffron Yellow



B054  
Creme Caramel



B057  
Brown Beer  
Bottle



M825  
Smoke Grey  
Matt



M855  
Elegant Greige  
Matt



M835  
Industrial Grey  
Matt



M815  
Paper Black  
Matt



PPM6  
Cream Base



B002  
Eggshell White

## Important information

Square Tiles (14 x 14cm / 5.5 x 5.5")

Minimum order: 3m<sup>2</sup> / 33 sf

1m<sup>2</sup> of 14 x 14cm tiles = 50 tiles

1sf of 5.5 x 5.5" tiles = 4.65 tiles

Tile thickness= 1cm

Rectangular Tiles (10x30cm)

Minimum order: 4m<sup>2</sup> / 43 sf

1m<sup>2</sup> of 10 cm x 30cm tiles = 33 tiles

1sf of 4"x12" (approx) = 3.06 tiles

Tile thickness= 1.2cm

## Suitability



Walls



Kitchens



Bathroom  
walls



Shower  
Walls



Frost Resistance.  
Passed  
EN150 1054-12  
standards



Swimming  
Pools



Commercial  
Buildings  
Temperatures  
up to 1050°C





Smink

Studio

Smink Studio  
[www.smink.studio](http://www.smink.studio)  
[hello@smink.studio](mailto:hello@smink.studio)  
[@sminkthings](https://www.instagram.com/sminkthings)

